


8 DEC. 2012

DÉCOUVERTE DU MONDE : LES PLANTES

Je colle les étiquettes au bon endroit : plante ou non.

BINTA

A-



M A X I M E

8 DEC. 2012

DÉCOUVERTE DU MONDE : LES PLANTES - Je colle les étiquettes au bon endroit : plante ou non.

A-

The worksheet is divided into two main sections. The left section contains several illustrations of plants: a small tree, a dandelion, a large tree, a leaf inside a circle, a flower, a branch with tomatoes, a carrot, and a potted plant. The right section contains illustrations of various objects: a tree with a large 'X' over it, a stone stack, a deer, a lizard inside a rectangular frame, a cup, and a car. Arrows indicate the intended placement of labels: one arrow points from the leaf to the tree with the 'X', and another points from the flower to the lizard in the frame.

Hériem

14 DEC. 2012

NA

DÉCOUVERTE DU MONDE : LES PLANTES -- Je colle les étiquettes au bon endroit : plante ou non. même après avoir réexpliqué la consigne

The image contains several hand-drawn illustrations arranged on a page. At the top left is a tree. Below it is a tulip. To the right is a bushy shrub. Further right is a lizard. To the right of the lizard is a single leaf. Below the tulip is a butterfly. Below the butterfly is a potted plant. To the right of the potted plant is a stack of stones. Below the stack of stones is a car. Below the car is a cup. At the bottom left is a deer. A large 'X' is drawn over a tree illustration in the upper right quadrant. Arrows point from the text 'même après avoir réexpliqué la consigne' to the illustrations of the potted plant, the stack of stones, and the deer.

DÉCOUVERTE DU MONDE : LES PLANTES - Je colle les étiquettes au bon endroit : plante ou non.

A-

Christian avait vu le pot mais pas la plante

Yasmine

13 DEC. 2012

A7

DÉCOUVERTE DU MONDE : LES PLANTES--- Je colle les étiquettes au bon endroit : plante ou non.

Yasmine a trouve son erreur quand je lui ai signale qu'il y en avait 1

DÉCOUVERTE DU MONDE : LES PLANTES -- Je colle les étiquettes au bon endroit : plante ou non.

The collage contains the following items:

- A small tree in a pot (top left).
- A bunch of tomatoes on a vine (top center).
- A cup (top right).
- A tree in a pot with a large 'X' over it (top right).
- A butterfly (top right).
- A lizard (middle right).
- A car (middle).
- A plant with two heads (middle left).
- A single flower (middle left).
- A pine cone (bottom center).
- A tree in a pot (bottom center).
- A hand holding a leaf (bottom left).
- A leaf (bottom center).
- A deer (bottom right).

→ Ce n'est pas une plante →

KHADIA

4 DEC. 2012

ECA

DÉCOUVERTE DU MONDE : LES PLANTES -- Je colle les étiquettes au bon endroit : plante ou non.

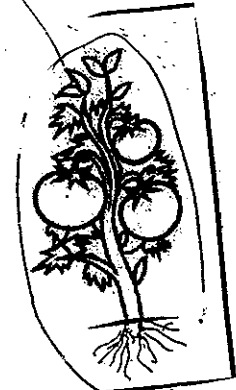
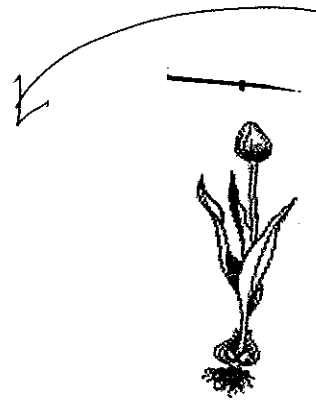


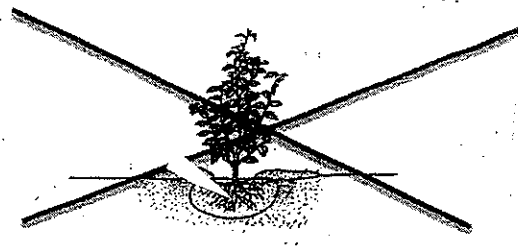
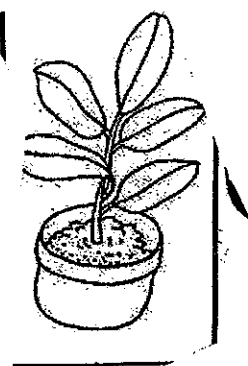
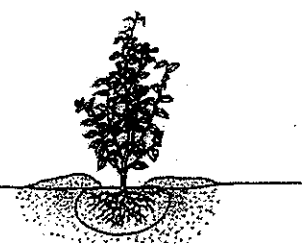
The collage contains the following images:

- A tree with roots in soil (top left).
- A tulip (top middle).
- A large leafy plant (middle left).
- A potted plant (middle bottom left).
- A cup (middle bottom center).
- A lizard (bottom center).
- A tree with a large canopy (middle right).
- A tree with a large X over it (top right).
- A butterfly (middle right).
- A car (middle right).
- A chess piece (bottom right).
- A leaf (bottom right).
- A deer (top right).

Arrows point from the tree with the large canopy, the potted plant, and the lizard to the left-hand section of the collage.

DÉCOUVERTE DU MONDE : LES PLANTES - Je colle les étiquettes au bon endroit : plante ou non.

KANTIS





13 DEC. 2012





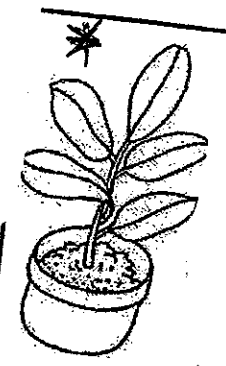
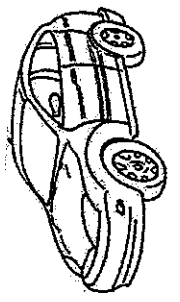
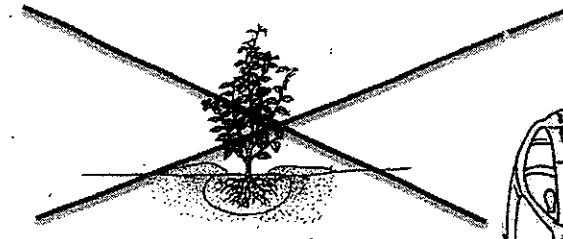

ELS A

Elsa avait commencé par coller toutes les images (sauf \*) dans la colonne de droite

**DÉCOUVERTE DU MONDE : LES PLANTES** - Je colle les étiquettes au bon endroit : plante ou non.







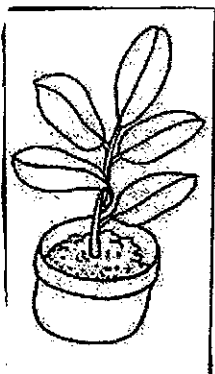
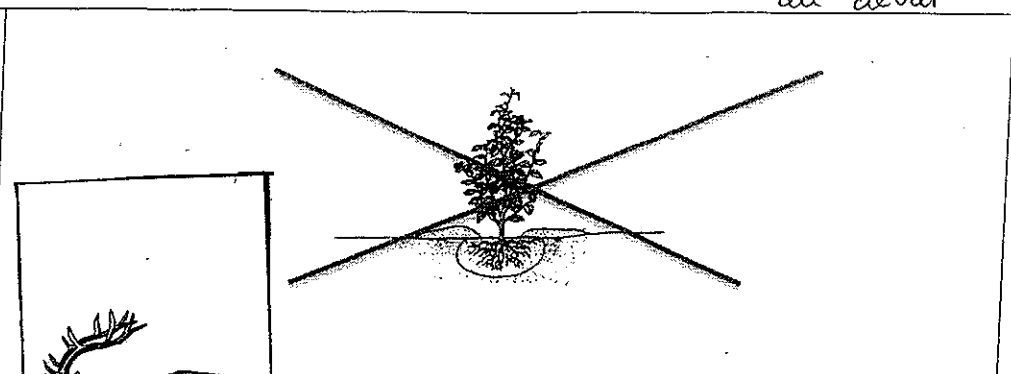

Je lui ai redemandé ce que l'on voit sur les plantes (racines, feuilles...), puis elle a refait le classement seule.

A- (après avoir réexpliqué)



DÉCOUVERTE DU MONDE : LES PLANTES --- Je colle les étiquettes au bon endroit : plante ou non.

Avec de l'aide au début.




Théo hésitait à faire son travail: semblait ne pas savoir comment classer.  
 Je lui ai redemandé comment on reconnaît les plantes, qu'est-ce que l'on voit: racines, feuilles ----  
 Puis il a effectué le classement seul.

DÉCOUVERTE DU MONDE : LES PLANTES -- 18 DEC. 2013 -- Je colle les étiquettes au bon endroit : plante ou non.

The worksheet contains the following illustrations:

- Left Section (Plants):**
  - A small tree growing in the ground.
  - A potted plant with several leaves.
  - A tree with round fruits (possibly oranges) and roots.
  - A tulip-like flower with a bulb.
  - A large, bushy tree.
  - A plant with several long, pointed leaves and a central stem.
- Right Section (Non-Plants):**
  - A pine tree on a hillside.
  - A chess piece (a king).
  - A hatchback car.
  - A single leaf.
  - A lizard.
  - A deer with antlers.
  - A bucket.
  - A flower.



DÉCOUVERTE DU MONDE : LES PLANTES - Je colle les étiquettes au bon endroit : plante ou non.

H A M B A E

DÉCOUVERTE DU MONDE : LES PLANTES - Je colle les étiquettes au bon endroit : plante ou non.

P R P N C I L A

The activity consists of 15 rectangular frames containing various illustrations. The frames are arranged in two main columns. The left column contains: a tree with roots, a plant with long leaves and a flower, a tree with fruit, a tulip, a potted plant, a leaf, a tree with a large canopy, and a potted plant with large leaves. The right column contains: a tree with a large canopy (crossed out with an 'X'), a flower, a cup, a stack of stones, a car, a lizard, and a rabbit.

DÉCOUVERTE DU MONDE : LES PLANTES - Je colle les étiquettes au bon endroit : plante ou non.

The grid contains 15 boxes with the following illustrations:

- Box 1 (top-left): A tree with roots and soil.
- Box 2 (top-middle): A tulip flower with its stem and roots.
- Box 3 (top-right): A tomato plant with fruit and roots.
- Box 4 (middle-left): A car.
- Box 5 (middle-top-right): A tree with a large 'X' drawn over it.
- Box 6 (middle-right): A chess piece (king).
- Box 7 (bottom-left): A tree with a thick trunk and many leaves.
- Box 8 (bottom-middle-left): A potted plant with several leaves.
- Box 9 (bottom-middle-right): A dandelion with its seed head.
- Box 10 (bottom-right-top): A cup.
- Box 11 (bottom-right-middle): A flower.
- Box 12 (bottom-right-bottom-left): A single leaf.
- Box 13 (bottom-right-bottom-middle): A deer.
- Box 14 (bottom-right-bottom-right): A lizard.


LAURINE

18 DEC. 2012

18 DEC. 2012

A

DÉCOUVERTE DU MONDE : LES PLANTES -- Je colle les étiquettes au bon endroit : plante ou non.





DÉCOUVERTE DU MONDE : LES PLANTES - Je colle les étiquettes au bon endroit : plante ou non.

